

I N T R O D U C I N G

FOCUS 3X



FOCUS
MOTOR YACHTS

FOCUS 3X



FOCUS
MOTOR YACHTS

FOCUS 3X



FOCUS 3X



FOCUS
MOTOR YACHTS

FOCUS 3X



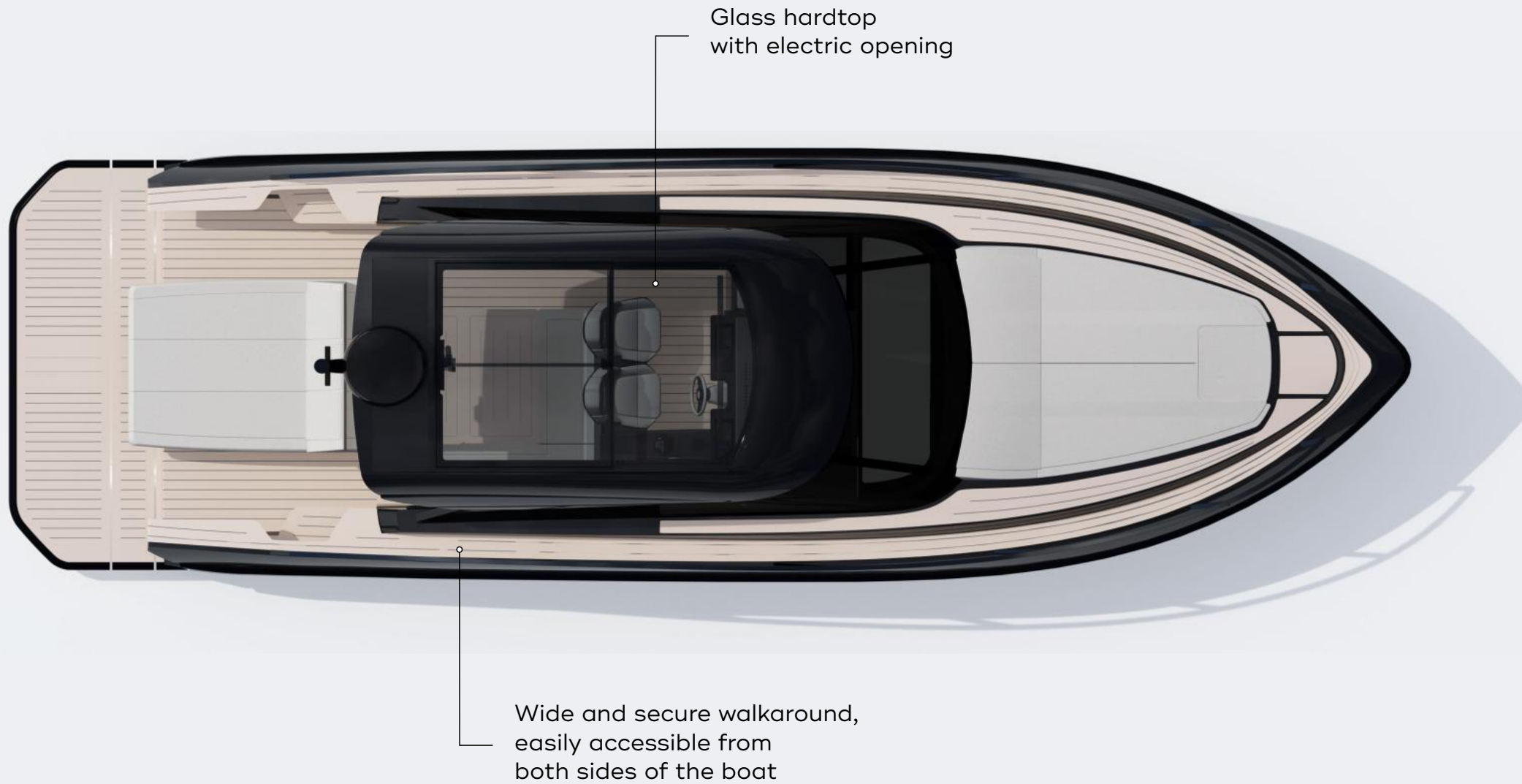
FOCUS
MOTOR YACHTS

FOCUS 3X



FOCUS
MOTOR YACHTS





Glass hardtop
with electric opening

Wide and secure walkaround,
easily accessible from
both sides of the boat



The large cockpit table can be expanded to a size of 105 x 120 cm



Optional wetbar
in cockpit


The seating area is comfortably
accommodates up to 6 people




Protective rubber frame
all around the boat

The transformer swim platform can be raised up, to the level of the sunbed, or lowered down into the water.


Max. lift distance: 51 cm
Max. drop distance: 61 cm
Max. weight: 300 kg




FOCUS 3X



FOCUS
MOTOR YACHTS



A hidden cleat with a hole for the rope keeps the boat's deck clean and uncluttered when the boat is tied.





A defining feature of the boat are the large, two-meter wide, electric side windows in cockpit.

Together with an opened electric glass hardtop this enables you to transform the boat into an almost completely open day-cruiser.



The sunbed at the front is integrated into the bow, creating a sleek side silhouette. This also adds to its stability in strong winds





Ample legroom in the pilot area guarantees comfort, while either standing or seating.







Large 120 l refrigerator

The entire interior is designed with full standing height.

Overhead shower

The galley offers generous space, complemented by extensive storage areas


The bathroom, impressively spacious for a boat of this size, boasts an overhead shower with standing height, two sinks, and plenty of room.

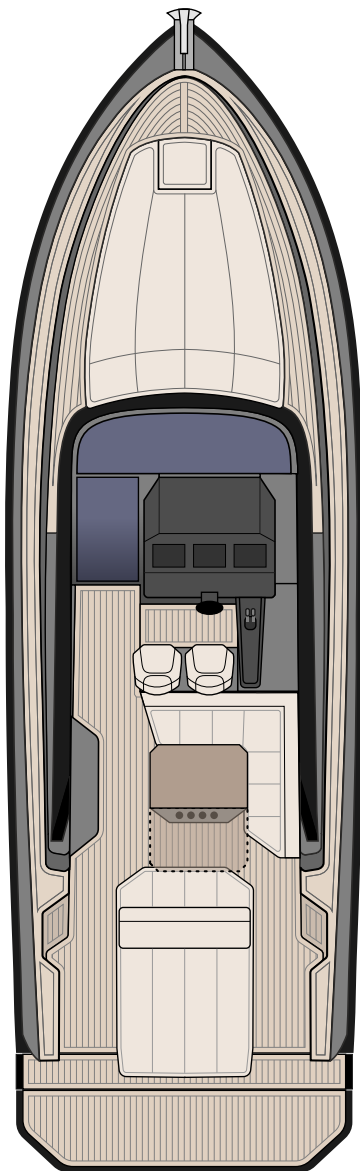


A dimmed glass door provides the option to discreetly separate the shower area

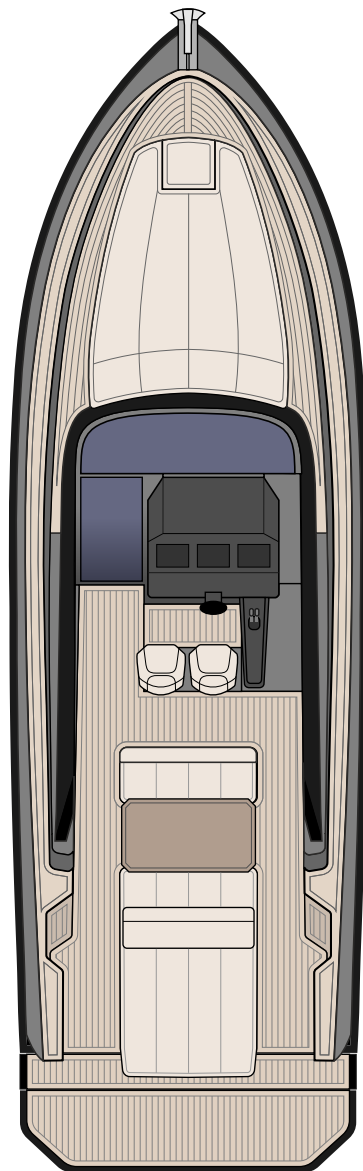
The saloon seating area can be quickly and effortlessly transformed into a 120 x 180 cm bed.

This is done by placing the backrest on the table, which is then lowered to create the sleeping surface






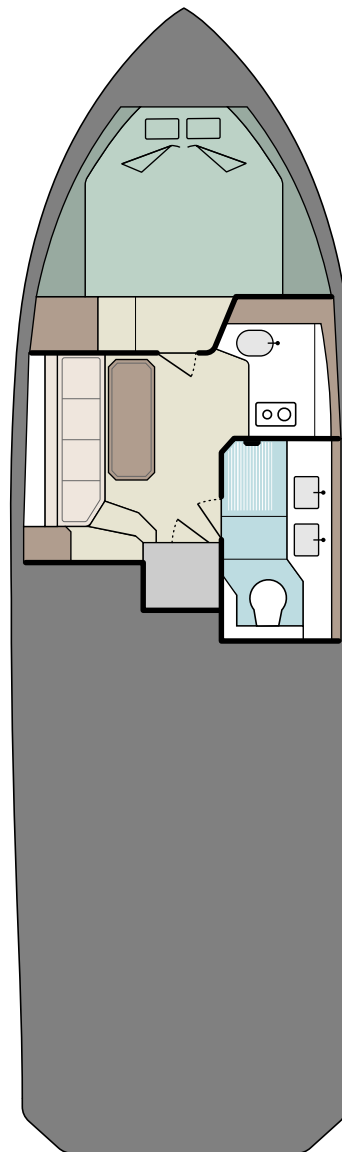
Cockpit Layout
V1



Cockpit Layout
V2



Interior Layout
2 Cabin



Interior Layout
1 Cabin

**TECHNICAL DATA:**

Length overall:.....11,65 m

Beam overall:.....3,62 m

Dry weight:.....6,5 t

Fuel capacity:.....800 l

Fresh water capacity:.....200 l

Maximum speed:.....50 kt

Passengers:.....10

Cabins:.....1 or 2

Berths:.....2 or 4, + 2 in saloon

Declaration of Conformity:.....CE

Design Category:.....B

Certification.....IMCI

ENGINES:

2 X Yanmar 8LV370Z ZT, E-SHIFT (2 x 370 HP)

Rated Output	272 kW / 370 mhp
Rated Speed	3800 rpm
Displacement	4.46 L / 272 cu. in
No. of cylinders	8 cylinders
Aspiration	Twin Turbocharged & Intercooled
Alternator	12V - 180A
Dry weight	435 kg

Estimated max. speed: 45 kt

Fuel tank: 800 l

Warranty: 1000 engine hours





FOCUS
MOTOR YACHTS

FOCUS MOTOR YACHTS B.V.
Milaanstraat 24,
1175 RJ Amsterdam
The Netherlands

T: +31 20 8080672
info@focus-motoryachts.com
www.focus-motoryachts.com

Focus Motor Yachts B.V. constantly seeks for new solutions and improvements regarding design, specifications and production. Therefore we reserve the right to change specification without prior notice. Standard features of the boat indicated in this presentation are not final and can be changed at any time without prior notice. Performance estimates are for informational use, but are in no way guaranteed for any particular boat. There are many factors affecting performance of the boat. For instance dirt on the bottom of the boat, air temperature, propellers, burdening (water and fuel tank, passengers on board), etc. Therefore we can not give any performance guarantees.